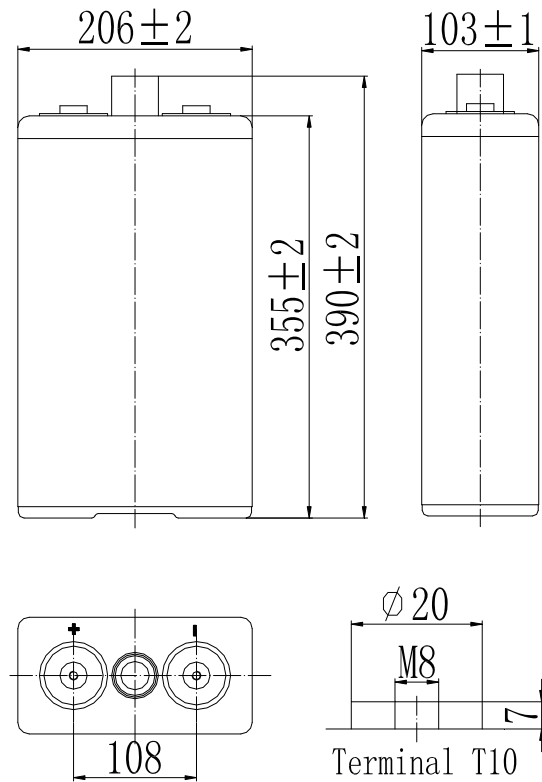


**Specifications**

Nominal Voltage		2 V
Capacity (25°C)	120HR(1.80V)	245Ah
	10HR(1.80V)	200 Ah
	1HR(1.60V)	114Ah
Dimension	Length	103 ± 2mm (4.05inch)
	Width	206 ± 2mm (8.11inch)
	Height	355 ± 3mm (13.9inch)
	Total Height	390 ± 3mm (15.3inch)
Approx. Weight		16.5kg (36.3lbs) ± 4%
Terminal type		T10
Internal resistance (Fully charged, 25°C)		Approx.1.1 mΩ
Capacity affected by temperature (10HR)	40°C	103%
	25°C	100%
	0°C	88%
	-15°C	70%
Self-discharge (25°C)	3 month	Remaining Capacity: 94%
	6 month	Remaining Capacity: 88%
	12 month	Remaining Capacity: 75%
Nominal operating temperature		25°C ± 3°C (77°F ± 5°F)
Operating temperature range	Discharge	-15°C ~ 50°C (5°F ~ 122°F)
	Charge	-10°C ~ 50°C (14°F ~ 122°F)
	Storage	-20°C ~ 50°C (-4°F ~ 122°F)
Float charging voltage(25°C)		2.25 to 2.27V Temperature compensation: -3mV/°C
Cyclic charging voltage(25°C)		2.35 to 2.40V Temperature compensation: -4mV/°C
Maximum charging current		40A
Terminal material		Copper
Maximum discharge current		1000A(5 sec.)
Designed floating life(20°C)		20 years

- ◆ Gelled electrolyte technology;
- ◆ Tubular Positive Plate;
- ◆ ABS container.
- ◆ DIN 40742 Standard.

**Dimensions**



**Constant Current Discharge Characteristics (A, 25°C)**

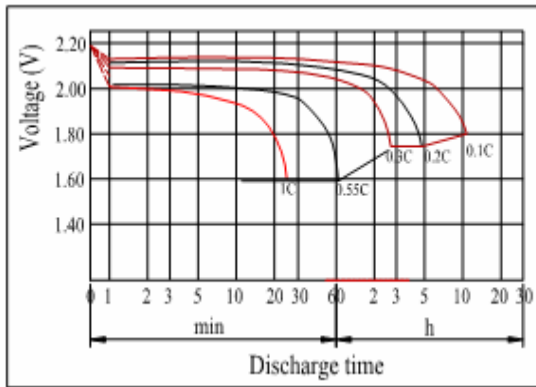
F.V/TIME	30min	60min	2h	3h	4h	5h	6h	8h	10h	20h	24h	48h	72h	100h	120h
1.65V	167	112	68.6	52.8	42.6	36.4	31.2	24.6	20.4	10.8	9.28	---	---	---	---
1.70V	162	109	68.0	52.4	42.2	36.0	31.0	24.4	20.2	10.7	9.22	4.90	---	---	---
1.75V	158	107	67.0	52.0	42.0	35.8	30.8	24.2	20.2	10.7	9.20	4.88	3.32	---	---
1.80V	152	104	65.2	50.4	40.8	34.8	29.8	23.4	20.0	10.6	9.16	4.84	3.30	---	---
1.85V	144	98.8	62.0	47.8	38.8	33.0	28.4	22.2	19.0	10.1	8.70	4.74	3.24	2.42	2.04

**Constant Power Discharge Characteristics (Watt, 25°C)**

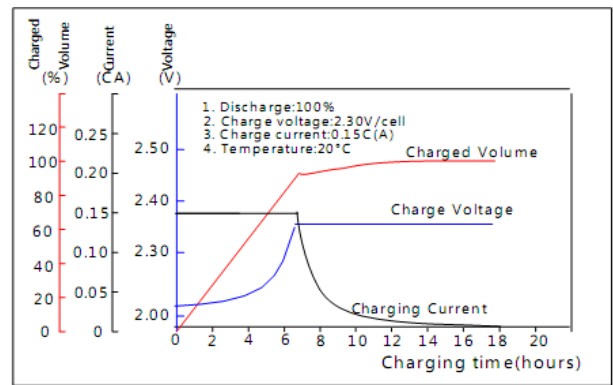
F.V/TIME	30min	60min	2h	3h	4h	5h	6h	8h	10h	20h	24h	48h	72h	100h	120h
1.65V	312	213	132	103	83.4	71.6	61.6	48.6	40.4	21.6	18.7	---	---	---	---
1.70V	302	208	131	103	82.8	71.0	61.2	48.2	40.4	21.4	18.5	9.90	---	---	---
1.75V	295	204	129	102	82.4	70.6	60.6	48.0	40.0	21.4	18.5	9.84	6.78	---	---
1.80V	284	198	126	98.8	79.8	68.4	58.8	46.4	39.8	21.2	18.4	9.78	6.74	---	---
1.85V	270	188	120	93.8	75.8	65.0	55.8	44.0	37.8	20.1	17.5	9.58	6.60	4.88	4.16

Note: The above characteristics data can be obtained within three charge/discharge cycles.

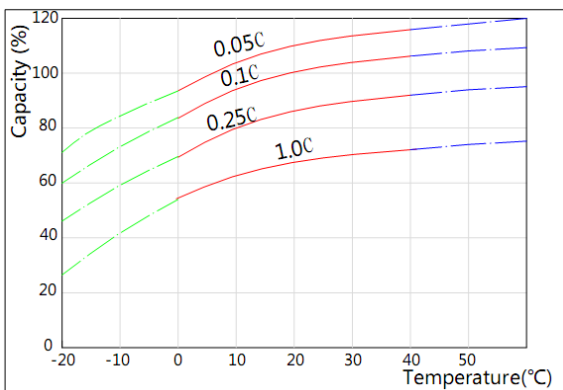
Discharge Characteristics(25°C)



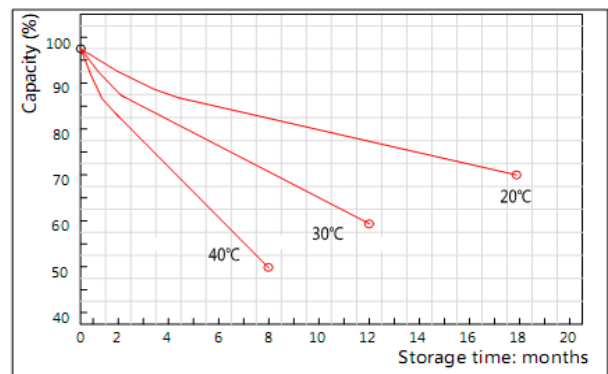
Charging Characteristics(25°C)



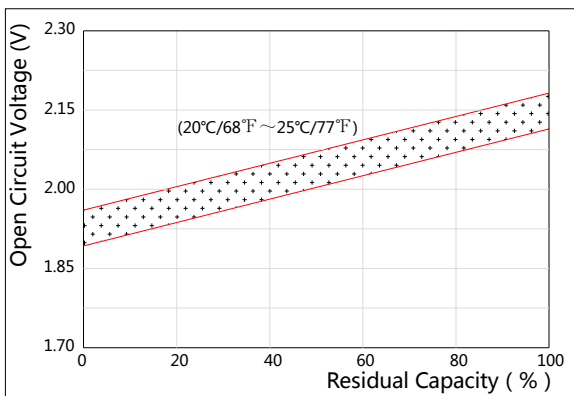
Effect of Temperature on Capacity



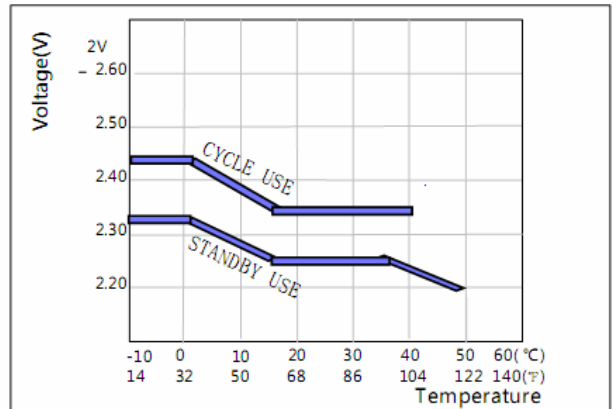
Self-discharge Characteristics



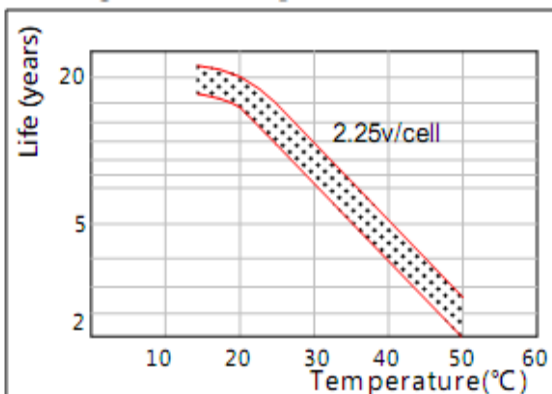
The Relationship for Open Circuit Voltage and Residual Capacity (25°C)



The Relationship for Charging Voltage and Temperature



Floating Life on Temperature



Cycle Life on D.O.D(25°C)

